

## Basic information

Fund category  
Index funds

Morningstar category **★★★**  
US Large-Cap Blend Equity

Share class  
OP-America Index B (Dist.)

ISIN  
FI4000029335

Benchmark index  
MSCI North America ESG Screened  
Index USD

Start date 30.4.2002  
SFDR Article 8  
Share value 192.68 EUR  
Fund size 3,517.4 MEUR  
Ongoing costs 0.39 %  
Minimum subscription 30,000 €

Fees

Subscription fee	0.00 %
Redemption fee	0.00 %
Management fee	0.39 %
Performance fee	no

Owner-customer benefits for a private customer:  
- accumulates OP bonus

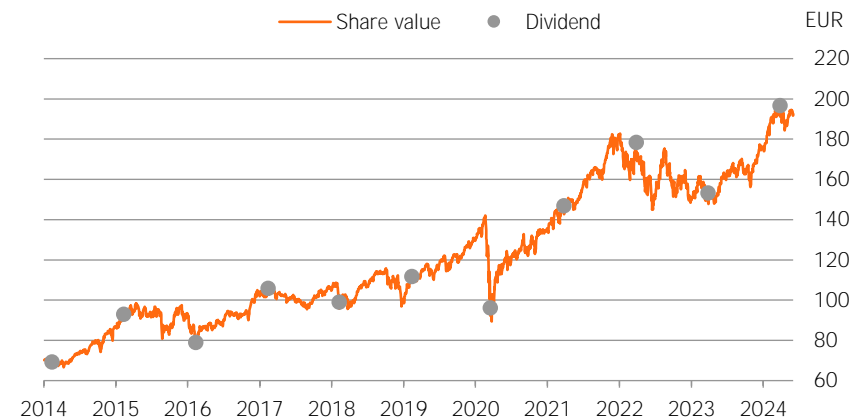
Risk measures, 3y	Fund	Index
Alfa	-0.1	
Beta	1.0	
Information ratio	-0.3	
Sharpe ratio	0.7	0.0
Active risk	0.5	
Volatility	14.9	15.0
Active Share	1	

Risk level

Higher risk	7
	6
	<b>5</b>
	4
	3
	2
Lower risk	1

## Portfolio

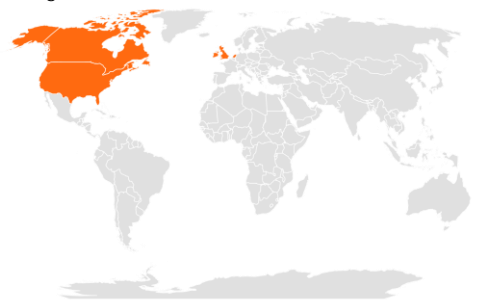
Share value



Historical returns after fees

	Fund	Index
1 month	3.3 %	3.3 %
3 months	2.8 %	2.9 %
6 months	16.6 %	16.8 %
Year-to-date	12.4 %	12.5 %
1 year	25.6 %	25.8 %
3 years p.a.	12.3 %	12.4 %
5 years p.a.	15.3 %	15.4 %
10 years p.a.	13.9 %	14.1 %

Registered domiciles



The return calculation includes dividends.

Powered by Bing

Sectors

Communication Services	9.3 %
Consumer Discretionary	11.0 %
Consumer Staples	3.3 %
Energy	2.6 %
Financials	15.1 %
Health Care	12.3 %
Industrials	7.8 %
Information Technology	32.4 %
Materials	2.6 %
Real Estate	2.0 %
Utilities	1.4 %

Largest regions

United States	95.4 %
Canada	3.8 %
United Kingdom	0.5 %
Netherlands	0.2 %
Ireland	0.1 %

Largest holdings

Microsoft Corporation	6.7 %
Apple Inc.	6.4 %
Nvidia Corporation	6.2 %
Alphabet Inc.	4.4 %
Amazon.com Inc.	3.7 %
Meta Platforms Inc	2.3 %
Eli Lilly and Company	1.5 %
Broadcom Inc	1.3 %
JPMorgan Chase & Co	1.3 %
Berkshire Hathaway Inc	1.2 %



## Investment policy

OP-America Index Fund is a passive index fund whose assets are invested in accordance with the MSCI North America ESG Screened Net Index in equities of the largest listed companies in North America. This means that the assets of the fund are distributed in the countries and companies constituting the benchmark index in the same proportions as in the benchmark index. Since the fund strives to replicate the performance of the benchmark index as closely as possible, it will only maintain a small cash position to pay for redemptions. In order to reduce securities transactions and costs resulting from redemptions and subscriptions, the fund may use derivatives in its portfolio management to a limited extent. Since the assets of the fund are invested in shares of the largest companies by market capitalisation, its investments may be concentrated to a significant extent in certain sectors, such as information technology, financials and energy. The Fund's trading costs are relatively low as changes to the portfolio are basically only made in conjunction with index adjustments.

The Fund promotes environmental and social characteristics by considering investments' ESG factors as part of the investment process and through the exclusion of certain investment options. For more information about the ESG methods used, see the fund prospectus. The principle of 'do no significant harm' is only applied to those investments included in the fund which integrate the EU's criteria for environmentally sustainable economic activities. The EU's criteria for environmentally sustainable economic activities are not integrated in terms of other investments included in this fund.



## Portfolio manager

OP Asset Management Ltd



## Responsibility

Responsible investing

The fund complies with [OP Asset Management's principles for responsible investment](#) where applicable.

Active ownership

OP's funds participate in domestic and foreign general meetings in accordance with [OP Fund Management Co's Ownership Policy](#), which takes responsibility into account. All in all, OP's funds participate annually in more than one thousand general meetings. OP Funds utilize the Annual General Meetings Institutional Shareholder Services Annual General Meeting analysis.

Thematic impact

OP Asset Management also affects companies through various themes of responsibility, such as issues related to climate change.

Read more about the OP Funds' practical ownership influence in the [overview of responsible investment](#) that is published twice a year.



## ESG-analysis

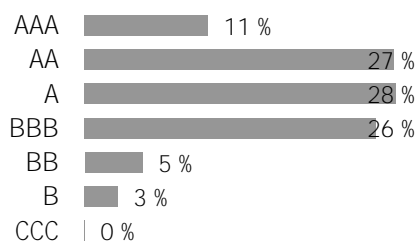
ESG risk level	A	Carbon intensity	65.5	Green revenues	7.3 %
Total ESG score	6.6	greenhouse gas emissions in tonnes / turnover (\$M)		Renewable energy	0.4 %
Environment (E)	7.0	Coverage	100.0 %	Energy efficiency	6.4 %
Social (S)	5.0			Environmentally friendly construction	0.2 %
Governance (G)	5.5			Sustainable use of water resources	0.1 %
				Prevention of pollution	0.2 %

The ESG risk level indicates how well the companies included in the portfolio take account of the risks and opportunities related to environmental concerns, social concerns and corporate governance concerns relative to their sector. The companies are scored from 0 to 10 and then divided into seven ESG risk-level categories (AAA-CCC). The higher the score, the better the company included in the portfolio has prepared for ESG risks and opportunities.

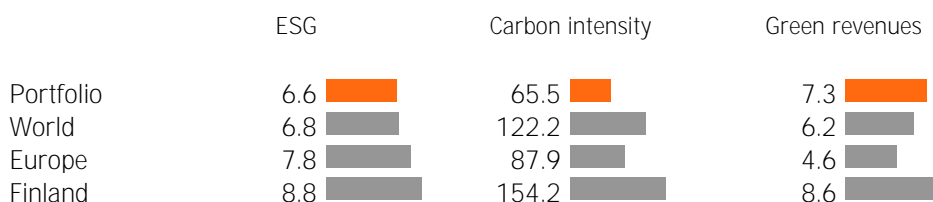
The portfolio's carbon intensity is the weighted average of the portfolio companies' carbon dioxide intensity. The carbon footprint takes into account companies' greenhouse gas emissions in tonnes at level 1 and level 2 in relation to the company's turnover (million dollars).

The portfolio's green revenues examines how the portfolio companies' products and services have an impact on the environment. The number describes the proportion of products and services with a positive environmental impact on portfolio companies' turnover.

### Distribution of companies' ESG risk levels



### The portfolio's ESG analysis in relation to reference portfolios



Source: MSCI ESG Research

The purpose of the monthly report is to provide its readers with information on the funds and their performance. Information provided in the report is no investment advice and no investment decisions should be made based on such information. The Key Investor Information Document for investors and the fund prospectus as well as the fund's annual report and half-yearly report are the documents that investors should read before making any subscription for fund units. Information in this document is not complete and it is updated on a monthly basis. The information in the report is the latest information on the funds at the time of preparing the report. Copying and distributing the information in the report is prohibited. Changes in the report will not be informed separately. OP Fund Management Company Ltd has compiled and provided the information presented in the report. OP Fund Management Company Ltd does not guarantee that the information presented in the report is correct, perfect or up to date or is not liable for any direct or indirect costs, damage or losses that use of the information presented in this material may cause. The star rating in this report is produced by Morningstar and it is updated every month. The historical performance of the funds is no guarantee of future performance. The values of fund units may vary considerably due to the composition of their investments and the methods used in their management. The fund prospectus describes in greater detail the risks associated with the fund. Fund publications regarding the funds are available at [op.fi](http://op.fi) and OP's branches.