

Basic information

Fund category
Index funds

Morningstar category ★★★★★
Nordic Equity

Share class
OP-Nordic Countries Index II B (Dist.)

ISIN
FI4000029293

Benchmark index
MSCI Nordic Countries ESG Screened
Net USD Index

Start date	29.9.2011
SFDR Article	8
Share value	285.33 EUR
Fund size	845.0 MEUR
Ongoing costs	0.20 %
Minimum subscription	100,000 €

Fees

Subscription fee	0.00 %
Redemption fee	0.00 %
Management fee	0.20 %
Performance fee	no

Risk measures, 3y	Fund	Index
Alfa	0.5	
Beta	1.0	
Information ratio	0.8	
Sharpe ratio	0.5	0.0
Active risk	0.6	
Volatility	15.9	16.0
Active Share	1	

Risk level

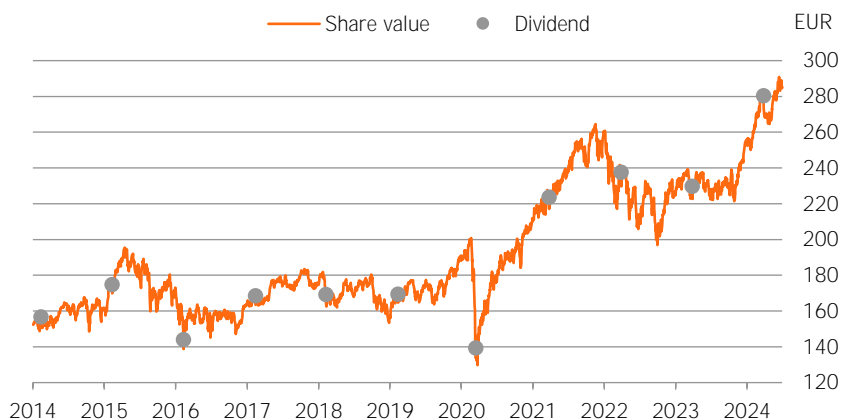
Higher risk

7
6
5
4
3
2
1

Lower risk

Portfolio

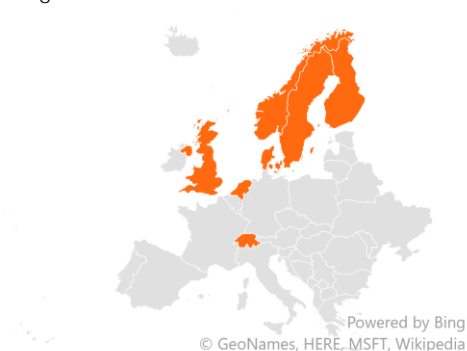
Share value



Historical returns after fees

	Fund	Index
1 month	1.3 %	1.3 %
3 months	5.7 %	5.6 %
6 months	15.0 %	14.5 %
Year-to-date	15.0 %	14.5 %
1 year	28.5 %	28.0 %
3 years p.a.	9.5 %	8.8 %
5 years p.a.	14.1 %	13.5 %
10 years p.a.	9.3 %	8.7 %

Registered domiciles



The return calculation includes dividends.

Sectors

Communication Services	1.8 %
Consumer Discretionary	3.0 %
Consumer Staples	4.1 %
Energy	1.1 %
Financials	16.4 %
Health Care	36.5 %
Industrials	28.4 %
Information Technology	2.7 %
Materials	4.3 %
Real Estate	0.7 %
Utilities	1.2 %

Largest regions

Denmark	46.1 %
Sweden	37.1 %
Finland	11.7 %
Norway	4.2 %
Netherlands	0.8 %
Switzerland	0.1 %
United Kingdom	0.1 %

Largest holdings

Novo Nordisk A/S	32.9 %
Atlas Copco Ab	5.4 %
Investor Ab	3.3 %
VOLVO AB	3.2 %
Nordea Bank Abp	2.7 %
Assa Abloy Ab	2.0 %
DSV, De Sammensluttede...	1.9 %
Skandinaviska Enskilda Banken...	1.7 %
Hexagon AB	1.6 %
Vestas Wind Systems AS	1.6 %



Investment policy

OP-Nordic Countries Index Fund is a passive index fund whose assets are invested in accordance with the MSCI Nordic Countries ESG Screened Net Index in equities of largest listed companies in Sweden, Denmark, Finland and Norway. This means that the assets of the fund are distributed in the countries and companies constituting the benchmark index in the same proportions as in the benchmark index. Since the fund strives to replicate the performance of the benchmark index as closely as possible, it will only maintain a small cash position to pay for redemptions. In order to reduce securities transactions resulting from redemptions and subscriptions, the fund may use derivatives instruments in its portfolio management to a limited extent. Since the assets of the fund are invested in equities of the largest companies by market capitalisation, its investments may be concentrated significantly in certain sectors, such as industrials, financials and technology. The Fund's trading costs are relatively low as changes to the portfolio are basically only made in conjunction with index adjustments.

The Fund promotes environmental and social characteristics by considering investments' ESG factors as part of the investment process and through the exclusion of certain investment options. For more information about the ESG methods used, see the fund prospectus. The principle of 'do no significant harm' is only applied to those investments included in the fund which integrate the EU's criteria for environmentally sustainable economic activities. The EU's criteria for environmentally sustainable economic activities are not integrated in terms of other investments included in this fund.



Portfolio manager

Tero Halme



Responsibility

Responsible investing

The fund complies with [OP Asset Management's principles for responsible investment](#) where applicable.

Active ownership

OP's funds participate in domestic and foreign general meetings in accordance with [OP Fund Management Co's Ownership Policy](#), which takes responsibility into account. All in all, OP's funds participate annually in more than one thousand general meetings. OP Funds utilize the Annual General Meetings Institutional Shareholder Services Annual General Meeting analysis.

Thematic impact

OP Asset Management also affects companies through various themes of responsibility, such as issues related to climate change.

Read more about the OP Funds' practical ownership influence in the [overview of responsible investment](#) that is published twice a year.



ESG-analysis

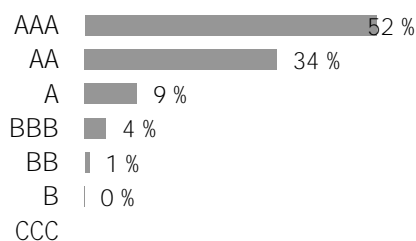
ESG risk level	AA	Carbon intensity	36.7	Green revenues	5.8 %
Total ESG score	8.1	greenhouse gas emissions in tonnes / turnover (\$M)		Renewable energy	3.4 %
Environment (E)	6.0	Coverage	100.0 %	Energy efficiency	0.7 %
Social (S)	5.3			Environmentally friendly construction	0.0 %
Governance (G)	6.7			Sustainable use of water resources	0.2 %
				Prevention of pollution	0.0 %

The ESG risk level indicates how well the companies included in the portfolio take account of the risks and opportunities related to environmental concerns, social concerns and corporate governance concerns relative to their sector. The companies are scored from 0 to 10 and then divided into seven ESG risk-level categories (AAA-CCC). The higher the score, the better the company included in the portfolio has prepared for ESG risks and opportunities.

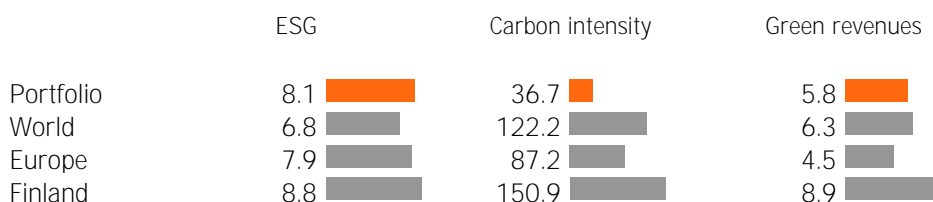
The portfolio's carbon intensity is the weighted average of the portfolio companies' carbon dioxide intensity. The carbon footprint takes into account companies' greenhouse gas emissions in tonnes at level 1 and level 2 in relation to the company's turnover (million dollars).

The portfolio's green revenues examines how the portfolio companies' products and services have an impact on the environment. The number describes the proportion of products and services with a positive environmental impact on portfolio companies' turnover.

Distribution of companies' ESG risk levels



The portfolio's ESG analysis in relation to reference portfolios



Source: MSCI ESG Research

The purpose of the monthly report is to provide its readers with information on the funds and their performance. Information provided in the report is no investment advice and no investment decisions should be made based on such information. The Key Investor Information Document for investors and the fund prospectus as well as the fund's annual report and half-yearly report are the documents that investors should read before making any subscription for fund units. Information in this document is not complete and it is updated on a monthly basis. The information in the report is the latest information on the funds at the time of preparing the report. Copying and distributing the information in the report is prohibited. Changes in the report will not be informed separately. OP Fund Management Company Ltd has compiled and provided the information presented in the report. OP Fund Management Company Ltd does not guarantee that the information presented in the report is correct, perfect or up to date or is not liable for any direct or indirect costs, damage or losses that use of the information presented in this material may cause. The star rating in this report is produced by Morningstar and it is updated every month. The historical performance of the funds is no guarantee of future performance. The values of fund units may vary considerably due to the composition of their investments and the methods used in their management. The fund prospectus describes in greater detail the risks associated with the fund. Fund publications regarding the funds are available at op.fi and OP's branches.