

Basic information

Fund category
Equity funds

Morningstar category
Sector Equity Other

Share class
OP-Sustainable Wellbeing II A

ISIN
FI4000561337

Benchmark index
MSCI ACWI ESG Screened USD Index

Start date	15.11.2023
SFDR Article	9
Share value	108.24 EUR
Fund size	17.3 MEUR
Ongoing costs	0.96 %
Minimum subscription	1,000,000 €

Fees

Subscription fee	0.00 %
Redemption fee	1.00 %
Management fee	0.95 %
Performance fee	no
Owner-customer benefits for a private customer:	
- accumulates OP bonus	
- subscriptions and redemptions without fees	

Risk measures, 1y	Fund	Index
Alfa	-	-
Beta	-	-
Information ratio	-	-
Sharpe ratio	-	-
Active risk	-	-
Volatility	-	-
Active Share	-	-

Risk level

Higher risk	7
	6
	5
	4
	3
	2
Lower risk	1

Portfolio

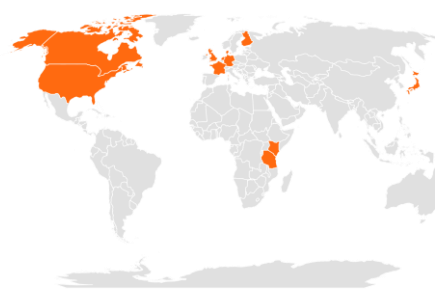
Share value



Historical returns after fees

	Fund	Index
1 month	-2.7 %	-2.5 %
3 months	3.0 %	5.6 %
6 months	-	-
Year-to-date	2.8 %	8.1 %
1 year	-	-
3 years p.a.	-	-
5 years p.a.	-	-
10 years p.a.	-	-

Registered domiciles



Powered by Bing

Sectors

Communication Services	5.2 %
Consumer Discretionary	10.9 %
Consumer Staples	8.3 %
Energy	
Financials	6.4 %
Health Care	37.6 %
Industrials	2.6 %
Information Technology	15.6 %
Materials	1.9 %
Real Estate	9.3 %
Utilities	0.7 %

Largest regions

United States	56.7 %
Germany	11.7 %
France	7.2 %
United Kingdom	5.2 %
Hong Kong	4.5 %
Tanzania	4.2 %
Denmark	3.1 %
Canada	2.8 %
Kenya	1.0 %
Japan	0.9 %
Finland	0.6 %

Largest holdings

Vonovia SE	4.7 %
LEG Immobilien SE	4.6 %
AstraZeneca Plc	4.5 %
Helios Towers PLC	4.2 %
Microsoft Corporation	3.8 %
Tandem Diabetes Care Inc	3.8 %
Natera Inc.	3.5 %
Eli Lilly and Company	3.4 %
L'Oreal	3.3 %
EssilorLuxottica	3.3 %



Investment policy

OP-Sustainable Wellbeing is an equity fund which invests broadly in the global stock market. It may invest in both developed and emerging markets, with a typical focus on the USA and Europe.

The fund's investment operations pay attention to the principles of sustainable development, placing a particular emphasis on social themes. The fund prioritises investments in companies that support sustainable wellbeing for people and societies, while also accounting for the environmental impact of the investments' business operations. The fund typically invests in companies that develop health and wellbeing services, solutions related to the availability of education, financing and digital services, the circular economy, sustainable traffic and infrastructure solutions, the availability of apartments, improved nutrition and sustainable agriculture, for example. The fund may also invest in companies with an exemplary employer role in terms of social questions.

The fund will primarily invest directly in stocks. The fund may use derivative instruments to hedge against market movements, to replace direct investments and to otherwise promote effective portfolio management. The fund diversifies its equity investments, held broadly among a variety of companies. The fund typically invests in equities of about 50–80 companies although this number may vary depending on the portfolio manager's view. The fund's equity market exposure may vary between 75% and 105% of the fund's value. Equity exposure typically varies between 90% and 100%.

The fund makes sustainable investments (Article 9 of the SFDR (EU) 2019/2088) focused on wellbeing and equality themes. The fund prioritises investments that are expected to have a positive impact on social wellbeing. For more information on how the fund incorporates sustainability factors, see the fund prospectus.



Portfolio manager

Mikko Linnanvuori

Responsibility

Responsible investing

The fund follows [OP Asset Management's principles for responsible investment](#). The consideration of responsibility in the investment analysis and decision making provides additional information in addition to the traditional financial and market information. The significant aspects of responsibility can in the long run affect the financial success of the investment objects and thus the return.

Exclusion

The fund excludes from its active, direct investments manufacturers of controversial weapons, mining companies that produce coal, electricity companies that use charcoal and companies that have violated international standards, and which have not been susceptible to impact. [The list of excluded investment items](#) is public.

Active ownership

OP's funds participate in domestic and foreign general meetings in accordance with [OP Fund Management Co's Ownership Policy](#), which takes responsibility into account. All in all, OP's funds participate annually in more than one thousand general meetings. OP Funds utilize the Annual General Meetings Institutional Shareholder Services Annual General Meeting analysis.

Violation of international standards

International standards, such as the UN Global Compact, set the minimum level of responsible business operations. OP Asset Management affects through OP funds that make active, direct investments such companies that are considered to have violated international standards. The goal is to get companies that have violated the standards to change their business and start to comply with the international standards in their business. We use external service provider to identify violations of international standards.

Thematic impact

OP Asset Management also affects companies through various themes of responsibility, such as issues related to climate change.

Read more about the OP Funds' practical ownership influence in [the overview of responsible investment](#) that is published twice a year.

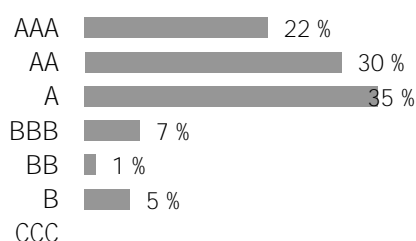
ESG analysis

ESG risk level AA

Total ESG score	7.2
Environment (E)	6.9
Social (S)	5.3
Governance (G)	6.1

The ESG risk level indicates how well the companies included in the portfolio take account of the risks and opportunities related to environmental concerns, social concerns and corporate governance concerns relative to their sector. The companies are scored from 0 to 10 and then divided into seven ESG risk-level categories (AAA–CCC). The higher the score, the better the company included in the portfolio has prepared for ESG risks and opportunities.

Distribution of companies' ESG risk levels

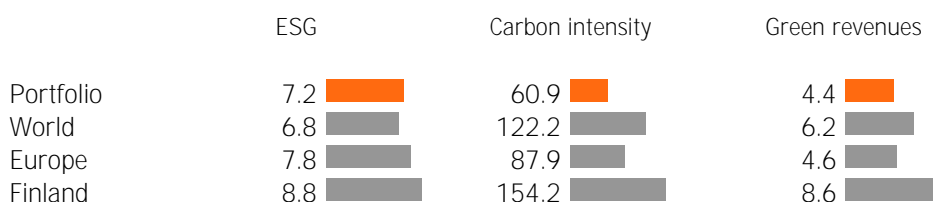


Carbon intensity 60.9
greenhouse gas emissions in
tonnes / turnover (\$M)

Coverage 100.0 %

The portfolio's carbon intensity is the weighted average of the portfolio companies' carbon dioxide intensity. The carbon footprint takes into account companies' greenhouse gas emissions in tonnes at level 1 and level 2 in relation to the company's turnover (million dollars).

The portfolio's ESG analysis in relation to reference portfolios



Green revenues 4.4 %
Renewable energy 0.0 %
Energy efficiency 4.0 %
Environmentally friendly construction 0.0 %
Sustainable use of water resources 0.2 %
Prevention of pollution 0.1 %

The portfolio's green revenues examines how the portfolio companies' products and services have an impact on the environment. The number describes the proportion of products and services with a positive environmental impact on portfolio companies' turnover.

The purpose of the monthly report is to provide its readers with information on the funds and their performance. Information provided in the report is no investment advice and no investment decisions should be made based on such information. The Key Investor Information Document for investors and the fund prospectus as well as the fund's annual report and half-yearly report are the documents that investors should read before making any subscription for fund units. Information in this document is not complete and it is updated on a monthly basis. The information in the report is the latest information on the funds at the time of preparing the report. Copying and distributing the information in the report is prohibited. Changes in the report will not be informed separately. OP Fund Management Company Ltd has compiled and provided the information presented in the report. OP Fund Management Company Ltd does not guarantee that the information presented in the report is correct, perfect or up to date or is not liable for any direct or indirect costs, damage or losses that use of the information presented in this material may cause. The star rating in this report is produced by Morningstar and it is updated every month. The historical performance of the funds is no guarantee of future performance. The values of fund units may vary considerably due to the composition of their investments and the methods used in their management. The fund prospectus describes in greater detail the risks associated with the fund. Fund publications regarding the funds are available at op.fi and OP's branches.