

## Basic information

Fund category  
Long-term fixed income funds

Morningstar category **★★★**  
Global Emerging Markets Corporate  
Bond - EUR Biased

Share class  
OP-EMD Hard Currency Corporate IG B  
(Dist.)

ISIN  
FI4000036199

Benchmark index  
JP Morgan CEMBI Broad Diversified IG,  
EUR Hedged

Start date	20.4.2012
SFDR Article	8
Share value	77.09 EUR
Fund size	50.3 MEUR
Ongoing costs	1.20 %
Minimum subscription	30,000 €

Fees

Subscription fee	1.00 %
Redemption fee	1.00 %
Management fee	1.20 %
Performance fee	no

Owner-customer benefits for a private customer:

- accumulates OP bonus
- subscriptions and redemptions without fees

Risk measures, 3y	Fund	Index
Alfa	0.0	
Beta	0.9	
Information ratio	0.2	
Sharpe ratio	-1.1	0.1
Active risk	1.9	
Volatility	4.6	4.5
Effective duration	3.9	4.4

Risk level

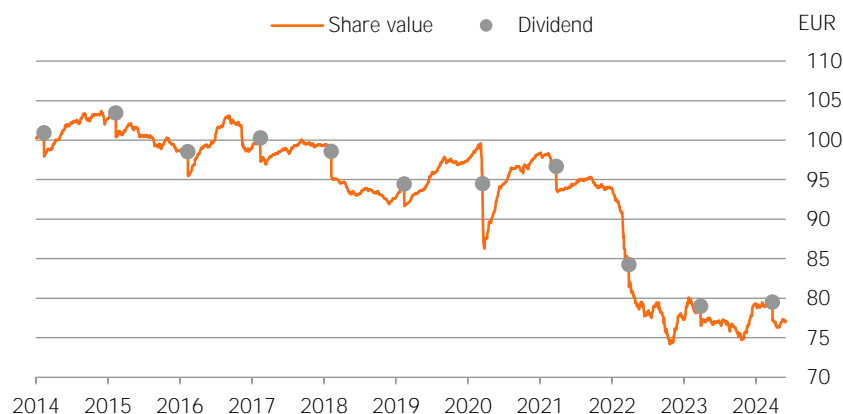
Higher risk

7
6
5
4
3
2
1

Lower risk

## Portfolio

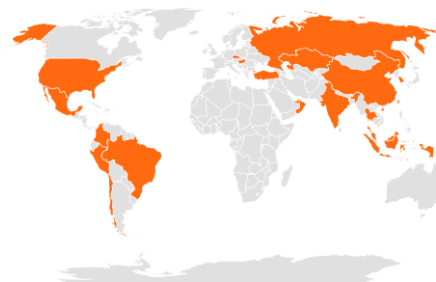
Share value



Historical returns after fees

	Fund	Index
1 month	0.9 %	1.3 %
3 months	0.5 %	0.7 %
6 months	2.9 %	3.5 %
Year-to-date	0.2 %	0.6 %
1 year	3.3 %	4.0 %
3 years p.a.	-3.4 %	-3.8 %
5 years p.a.	-0.8 %	-0.7 %
10 years p.a.	0.3 %	0.9 %

Registered domiciles



The return calculation includes dividends.

Powered by Bing

Fixed income investments

Government bonds	1.9 %
Corporate bonds	
Investment grade	34.7 %
High yield	1.2 %
Emerging market debt	55.3 %
Inflation linked bonds	
Convertible bonds	
Fixed income derivatives	
Money market	
Cash and others	7.0 %

Largest regions

China	10.0 %
Mexico	9.8 %
South Korea	7.2 %
Chile	6.7 %
United Arab Emirates	5.5 %
Brazil	5.5 %
India	5.4 %
Singapore	5.0 %
Malaysia	4.6 %
Thailand	4.4 %

Largest holdings

America Movil SAB de C.V.	2.2 %
Bank of East Asia Ltd	2.1 %
OTP Bank Plc	2.1 %
Ecopetrol SA	2.1 %
Reliance Industries Ltd.	2.1 %
Shinhan Bank	2.0 %
Mexichem SAB de CV	2.0 %
Africa Finance Corp	1.9 %
Abu Dhabi Commercial Bank...	1.9 %
EP Infrastructure AS	1.9 %



## Investment policy

OP-EMD Hard Currency Corporate IG (Fund) is a long-term bond fund that mainly invests in USD-denominated bonds issued by sufficiently creditworthy companies domiciled in emerging markets. At least 90% of the Fund's assets are invested in securities whose issuers have a long-term credit rating of at least BBB- or comparable. The Fund may use derivative instruments in its investment operations. The underlying asset of such derivative contracts may be interest rates, currencies or credit risks. The modified duration of the Fund, a measure of the price sensitivity of a fixed-income investment to interest rate movements, is typically 3–6, which means that the Fund value will decrease by 3–6 percent if interest rates increase by one percentage point. If interest rates fall, the Fund's value increases correspondingly. The Fund invests in various markets on a global scale and its main target markets are Latin America, Asia, Eastern Europe, Africa and the Middle East. The emphasis of the investments is typically on long-term fixed-income products, so in terms of interest rate risk the Fund is on a par with long-term bond funds. The Fund aims to favour fixed-income instruments issued in the currencies of developed economies (so-called hard currency), particularly the U.S. dollar. Since the Fund hedges currency risk exposure against the euro, currency movements against the euro of, for example, emerging economies' currencies or the dollar do not affect the Fund's value performance.

The Fund promotes environmental and social characteristics by considering investments' ESG factors as part of the investment process and through the exclusion of certain investment options. For more information about the ESG methods used, see the fund prospectus. The principle of 'do no significant harm' is only applied to those investments included in the fund which integrate the EU's criteria for environmentally sustainable economic activities. The EU's criteria for environmentally sustainable economic activities are not integrated in terms of other investments included in this fund.



## Portfolio manager

Rego Ostonen

## Responsibility

### Responsible investing

The fund follows [OP Asset Management's principles for responsible investment](#). The consideration of responsibility in the investment analysis and decision making provides additional information in addition to the traditional financial and market information. The significant aspects of responsibility can in the long run affect the financial success of the investment objects and thus the return.

### Exclusion

The fund excludes from its active, direct investments manufacturers of controversial weapons, mining companies that produce coal, electricity companies that use charcoal and companies that have violated international standards, and which have not been susceptible to impact. [The list of excluded investment items](#) is public.

### Active ownership

OP's funds participate in domestic and foreign general meetings in accordance with [OP Fund Management Co's Ownership Policy](#), which takes responsibility into account. All in all, OP's funds participate annually in more than one thousand general meetings. OP Funds utilize the Annual General Meetings Institutional Shareholder Services Annual General Meeting analysis.

### Violation of international standards

International standards, such as the UN Global Compact, set the minimum level of responsible business operations. OP Asset Management affects through OP funds that make active, direct investments such companies that are considered to have violated international standards. The goal is to get companies that have violated the standards to change their business and start to comply with the international standards in their business. We use external service provider to identify violations of international standards.

### Thematic impact

OP Asset Management also affects companies through various themes of responsibility, such as issues related to climate change.

Read more about the OP Funds' practical ownership influence in [the overview of responsible investment](#) that is published twice a year.

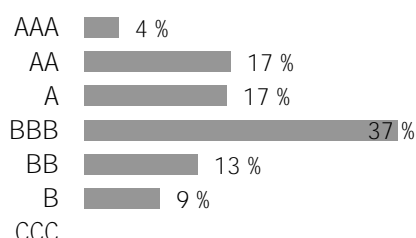
## ESG analysis

ESG risk level BBB

Total ESG score	5.6
Environment (E)	5.8
Social (S)	5.1
Governance (G)	4.5

The ESG risk level indicates how well the companies included in the portfolio take account of the risks and opportunities related to environmental concerns, social concerns and corporate governance concerns relative to their sector. The companies are scored from 0 to 10 and then divided into seven ESG risk-level categories (AAA–CCC). The higher the score, the better the company included in the portfolio has prepared for ESG risks and opportunities.

### Distribution of companies' ESG risk levels



Carbon intensity 203.6  
greenhouse gas emissions in  
tonnes / turnover (\$M)

Coverage 99.7 %

The portfolio's carbon intensity is the weighted average of the portfolio companies' carbon dioxide intensity. The carbon footprint takes into account companies' greenhouse gas emissions in tonnes at level 1 and level 2 in relation to the company's turnover (million dollars).

### The portfolio's ESG analysis in relation to reference portfolios

	ESG	Carbon intensity	Green revenues
Portfolio	5.6	203.6	4.9 %
World	6.8	122.2	6.2 %
Europe	7.8	87.9	4.6 %
Finland	8.8	154.2	8.6 %

Green revenues 4.9 %  
Renewable energy 0.5 %  
Energy efficiency 1.2 %  
Environmentally friendly construction -  
Sustainable use of water resources 0.3 %  
Prevention of pollution 0.1 %

The portfolio's green revenues examines how the portfolio companies' products and services have an impact on the environment. The number describes the proportion of products and services with a positive environmental impact on portfolio companies' turnover.

The purpose of the monthly report is to provide its readers with information on the funds and their performance. Information provided in the report is no investment advice and no investment decisions should be made based on such information. The Key Investor Information Document for investors and the fund prospectus as well as the fund's annual report and half-yearly report are the documents that investors should read before making any subscription for fund units. Information in this document is not complete and it is updated on a monthly basis. The information in the report is the latest information on the funds at the time of preparing the report. Copying and distributing the information in the report is prohibited. Changes in the report will not be informed separately. OP Fund Management Company Ltd has compiled and provided the information presented in the report. OP Fund Management Company Ltd does not guarantee that the information presented in the report is correct, perfect or up to date or is not liable for any direct or indirect costs, damage or losses that use of the information presented in this material may cause. The star rating in this report is produced by Morningstar and it is updated every month. The historical performance of the funds is no guarantee of future performance. The values of fund units may vary considerably due to the composition of their investments and the methods used in their management. The fund prospectus describes in greater detail the risks associated with the fund. Fund publications regarding the funds are available at [op.fi](http://op.fi) and OP's branches.