

## Basic information

Fund category  
Equity funds

Morningstar category **★★★**  
Global Large-Cap Blend Equity

Share class  
OP-Maailma III A (kasvu)

ISIN  
FI0008802442

Benchmark index  
MSCI World TR Net

Start date 2.6.1997  
SFDR Article 6  
Share value 71.81 EUR  
Fund size 385.3 MEUR  
Ongoing costs 1.23 %  
Minimum subscription 1,000,000 €

### Fees

Subscription fee 1.00 %  
Redemption fee 1.00 %  
Management fee 0.95 %  
Performance fee no

Risk measures, 3y	Fund	Index
Alfa	-3.5	
Beta	0.9	
Information ratio	-1.1	
Sharpe ratio	0.4	-0.4
Active risk	4.3	
Volatility	12.2	13.1
Active Share	37	

### Risk level

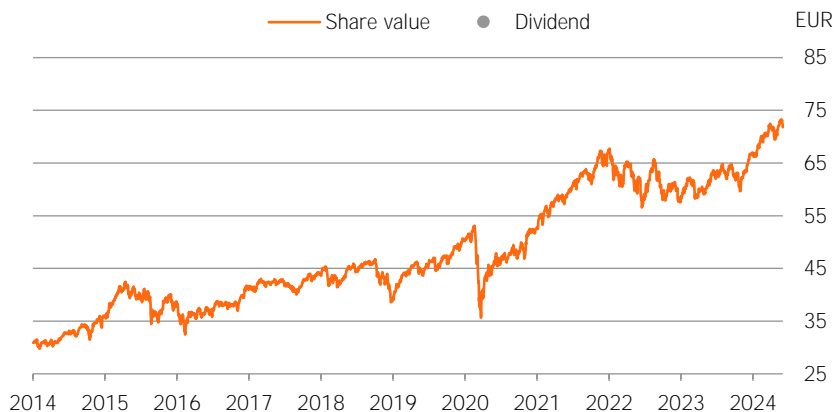
Higher risk

7
6
5
<b>4</b>
3
2
1

Lower risk

## Portfolio

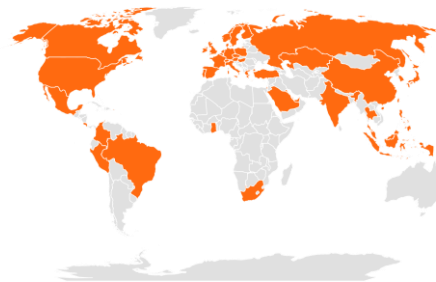
### Share value



### Historical returns after fees

	Fund	Index
1 month	1.4 %	2.9 %
3 months	2.4 %	3.5 %
6 months	12.6 %	15.5 %
Year-to-date	7.2 %	11.4 %
1 year	16.9 %	22.7 %
3 years p.a.	7.0 %	11.0 %
5 years p.a.	10.4 %	13.3 %
10 years p.a.	8.4 %	11.7 %

### Registered domiciles



Powered by Bing

### Sectors

Communication Services	6.8 %
Consumer Discretionary	12.6 %
Consumer Staples	5.7 %
Energy	3.8 %
Financials	13.5 %
Health Care	9.4 %
Industrials	11.1 %
Information Technology	31.1 %
Materials	3.6 %
Real Estate	2.2 %
Utilities	1.9 %

### Largest regions

United States	69.3 %
United Kingdom	4.3 %
Japan	4.3 %
France	4.1 %
India	3.5 %
Germany	3.1 %
Netherlands	2.1 %
Canada	1.5 %
Switzerland	1.4 %
Italy	1.2 %
Sweden	1.1 %

### Largest holdings

Microsoft Corporation	5.3 %
Nvidia Corporation	4.8 %
Apple Inc.	4.5 %
Alphabet Inc.	2.9 %
Amazon.com, Inc.	2.2 %
Broadcom Inc.	1.1 %
Tesla, Inc.	1.0 %
ASML Holding N.V.	1.0 %
Linde Plc	0.7 %
Meta Platforms, Inc.	0.7 %



## Investment policy

OP-World (Fund) is an equity fund which invests its assets broadly in the global equity market. The Fund's assets are mainly invested in units in other mutual funds, ETFs, special common funds and UCITS (Underlying Investee Funds). All of the Fund's assets may be invested in Underlying Investee funds, and a maximum of 20% of the Fund's value may be invested in one Underlying Investee fund. A maximum of 30% of the Fund's value may be invested in non-UCITS funds and in undertaking for collective investment (CIUs) that do not fulfil the UCITS Directive. The Fund may use derivative instruments in order to hedge against adverse market movements, to replace direct investments and to otherwise promote effective portfolio management. The Fund's equity market exposure may vary between 75% and 105% of the Fund's value. The equity weighting typically varies between 90% and 105%. The Fund diversifies its equity investments broadly across various companies, since the investments are mainly implemented using funds.

The investments underlying this fund do not take into account the EU criteria for environmentally sustainable economic activities. However, this fund integrates sustainability risks using the methods specified in the fund prospectus.



## Portfolio manager

Lauri Tynys

## Responsibility

### Responsible investing

The fund follows [OP Asset Management's principles for responsible investment](#). The consideration of responsibility in the investment analysis and decision making provides additional information in addition to the traditional financial and market information. The significant aspects of responsibility can in the long run affect the financial success of the investment objects and thus the return.

### Exclusion

The fund excludes from its active, direct investments manufacturers of controversial weapons, mining companies that produce coal, electricity companies that use charcoal and companies that have violated international standards, and which have not been susceptible to impact. [The list of excluded investment items](#) is public.

### Active ownership

OP's funds participate in domestic and foreign general meetings in accordance with [OP Fund Management Co's Ownership Policy](#), which takes responsibility into account. All in all, OP's funds participate annually in more than one thousand general meetings. OP Funds utilize the Annual General Meetings Institutional Shareholder Services Annual General Meeting analysis.

### Violation of international standards

International standards, such as the UN Global Compact, set the minimum level of responsible business operations. OP Asset Management affects through OP funds that make active, direct investments such companies that are considered to have violated international standards. The goal is to get companies that have violated the standards to change their business and start to comply with the international standards in their business. We use external service provider to identify violations of international standards.

### Thematic impact

OP Asset Management also affects companies through various themes of responsibility, such as issues related to climate change.

Read more about the OP Funds' practical ownership influence in [the overview of responsible investment](#) that is published twice a year.

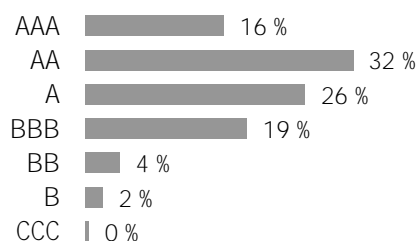
## ESG analysis

ESG risk level A

Total ESG score	6.9
Environment (E)	6.6
Social (S)	5.3
Governance (G)	5.7

The ESG risk level indicates how well the companies included in the portfolio take account of the risks and opportunities related to environmental concerns, social concerns and corporate governance concerns relative to their sector. The companies are scored from 0 to 10 and then divided into seven ESG risk-level categories (AAA–CCC). The higher the score, the better the company included in the portfolio has prepared for ESG risks and opportunities.

### Distribution of companies' ESG risk levels

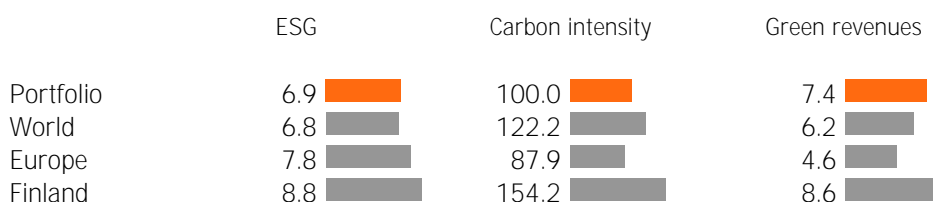


Carbon intensity 100.0  
greenhouse gas emissions in tonnes / turnover (\$M)

Coverage 99.9 %

The portfolio's carbon intensity is the weighted average of the portfolio companies' carbon dioxide intensity. The carbon footprint takes into account companies' greenhouse gas emissions in tonnes at level 1 and level 2 in relation to the company's turnover (million dollars).

### The portfolio's ESG analysis in relation to reference portfolios



Green revenues 7.4 %  
Renewable energy 0.6 %  
Energy efficiency 5.8 %  
Environmentally friendly construction 0.5 %  
Sustainable use of water resources 0.2 %  
Prevention of pollution 0.2 %

The portfolio's green revenues examines how the portfolio companies' products and services have an impact on the environment. The number describes the proportion of products and services with a positive environmental impact on portfolio companies' turnover.

The purpose of the monthly report is to provide its readers with information on the funds and their performance. Information provided in the report is no investment advice and no investment decisions should be made based on such information. The Key Investor Information Document for investors and the fund prospectus as well as the fund's annual report and half-yearly report are the documents that investors should read before making any subscription for fund units. Information in this document is not complete and it is updated on a monthly basis. The information in the report is the latest information on the funds at the time of preparing the report. Copying and distributing the information in the report is prohibited. Changes in the report will not be informed separately. OP Fund Management Company Ltd has compiled and provided the information presented in the report. OP Fund Management Company Ltd does not guarantee that the information presented in the report is correct, perfect or up to date or is not liable for any direct or indirect costs, damage or losses that use of the information presented in this material may cause. The star rating in this report is produced by Morningstar and it is updated every month. The historical performance of the funds is no guarantee of future performance. The values of fund units may vary considerably due to the composition of their investments and the methods used in their management. The fund prospectus describes in greater detail the risks associated with the fund. Fund publications regarding the funds are available at [op.fi](http://op.fi) and OP's branches.